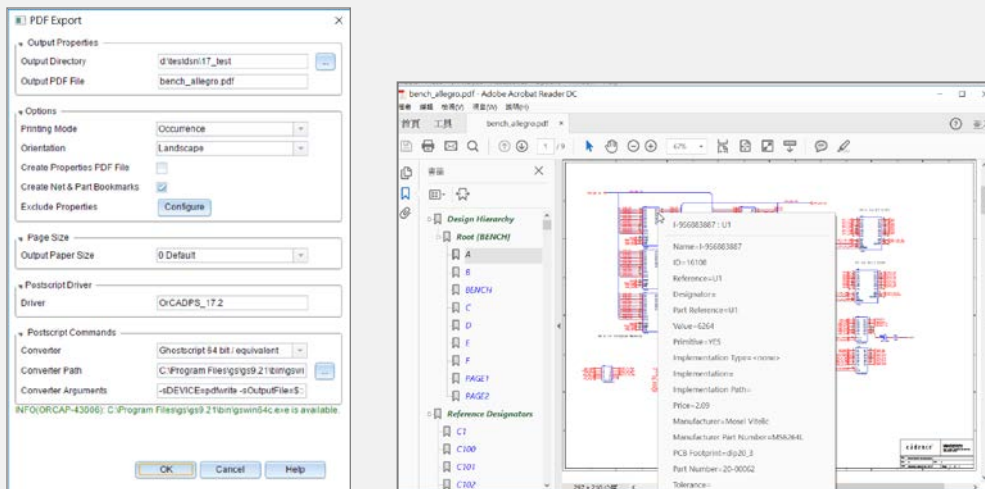


OrCAD Capture/CIS Export PDF

Cadence® OrCAD® Capture/CIS 電路圖設計若需要做 PDF 檔案的列印，使用者一般透過 Print 的方式將電路圖列印，但此方法在電路圖物件查詢總是不方便且無法提供電路圖零件屬性，需要另外提供零件清單與屬性以供參考。在 OrCAD Capture/CIS 有提供 Export PDF 功能，可將檔案列印為 PDF，現在最新 V17.2 將此功能再進化，提供更方便的 UI 操作與增加屬性設定功能，讓 PDF 檔案查看電路圖更方便。




• **Date :** 2017 / 6 / 16

• **Author :** 林曉德

• **Revision :**

• **Version :** Cadence OrCAD V17.2-2016 QIR1 及以後版本

• **備註:**



OrCAD Capture/CIS Export PDF

Cadence® OrCAD® Capture/CIS V17.2 將 Export PDF 功能再進化，提供更方便的 UI 操作與增加屬性設定功能，讓使用 Export PDF 功能更加方便，且增加屬性 Exclude properties 功能，讓在線路圖上的屬性可以設定不輸出的篩選，不需要將電路圖零件所有屬性列印。

OrCAD Capture/CIS V17.2 Export PDF 說明：

當 OrCAD Capture/CIS 開啟時，透過 File - Export - PDF 功能可將電路圖匯出為 PDF 檔案，不需要透過 Print 的方式列印。在將檔案輸出 PDF 前，除了一般設定選項外，可以透過 Exclude Properties 的功能，將線路圖不希望輸出到 PDF 檔案中的屬性篩選。

The main dialog box is titled "PDF Export" and contains several sections:


- Output Properties:** Output Directory (d:\testdsn\17_test), Output PDF File (bench_allegro.pdf).
- Options:** Printing Mode (Occurrence), Orientation (Landscape), Create Properties PDF File (unchecked), Create Net & Part Bookmarks (checked), Exclude Properties (Configure button).
- Page Size:** Output Paper Size (0 Default).
- Postscript Driver:** Driver (OrCADPS_17.2).
- Postscript Commands:** Converter (Ghostscript 64 bit / equivalent), Converter Path (C:\Program Files\gs\gs9.21\bin\gswi), Converter Arguments (-sDEVICE=pdfwrite -sOutputFile=\$:).

At the bottom of the main dialog, there is an information message: INFO(ORCAP-43006): C:\Program Files\gs\gs9.21\bin\gswin64c.exe is available. Buttons for OK, Cancel, and Help are at the bottom.

The "Exclude Properties" sub-dialog box is open, showing a list of properties to be excluded from the PDF export:

Remove	Value
<input checked="" type="checkbox"/>	Line Width
<input checked="" type="checkbox"/>	Color
<input checked="" type="checkbox"/>	Location X-Coordinate
<input checked="" type="checkbox"/>	Location Y-Coordinate
<input checked="" type="checkbox"/>	Part Price

Buttons for OK and Cancel are at the bottom of the sub-dialog.



列印時電腦需安裝 Postscript 的 Driver，如果電腦沒有安裝將無法輸出，可以藉由訊息提示的網址下載相對應免費的 Ghostscript Driver 安裝後將檔案安裝路徑填入 Converter Path 路徑中即可輸出檔案。

The screenshot shows the 'PDF Export' dialog box with the following settings:

- Output Directory: d:\testdsn\17_test
- Output PDF File: bench_allegro.pdf
- Printing Mode: Occurrence
- Orientation: Landscape
- Create Properties PDF File:
- Create Net & Part Bookmarks:
- Exclude Properties:
- Output Paper Size: 0 Default
- Driver: OrCADPS_17.2
- Converter: Ghostscript / equivalent
- Converter Path: gswin32c.exe
- Converter Arguments: -sDEVICE=pdfwrite -sOutputFile=\$::

An error message is displayed in a red box:

ERROR(ORCAP-43004): Unable to find the executable gswin32c.exe at the specified path. If the executable is available in your system, specify its path. If it is not available, download from <http://ghostscript.com/download/>, install, and specify the path.

The screenshot shows the Ghostscript website with the following information:

or derivations thereof commercially, or if you wish to pay for technical support, you will need to acquire a commercial license from Artifex.

If you are unsure of whether you can use the AGPL release, or require a commercial license, you can contact: Artifex Sales

PLEASE NOTE: AGPL Ghostscript is not optimized for the stringent resource requirements of embedded environments such as laser printer or MFP applications. The Artifex Ghostscript distribution includes additional engineering work that makes this distribution commercially competitive for these environments. To obtain this distribution for evaluation at no cost, please contact: Artifex Sales.

Platform	License	AGPL	Artifex
Ghostscript 9.21 for Windows (32 bit)	GNU Affero General Public License	Ghostscript AGPL Release	Ghostscript Commercial License
Ghostscript 9.21 for Windows (64 bit)	GNU Affero General Public License	Ghostscript AGPL Release	Ghostscript Commercial License
Ghostscript 9.21 for Linux x86 (32 bit)	GNU Affero General Public License	Ghostscript AGPL Release	Ghostscript Commercial License
Ghostscript 9.21 for Linux x86 (64 bit)	GNU Affero General Public License	Ghostscript AGPL Release	Ghostscript Commercial License
Ghostscript 9.21 Source for all platforms	GNU Affero General Public License	Ghostscript AGPL Release	Ghostscript Commercial License


NOTE: The Linux binaries are for testing/evaluation purposes only; they do not come as installers or installable packages.

The screenshot shows the 'PDF Export' dialog box with the following settings:

- Converter: Ghostscript / equivalent
- Converter Path: c:\program files (x86)\gs\gs9.01\bin\gswin32c.exe
- Converter Arguments: -sDEVICE=pdfwrite -sOutputFile=\$::

An information message is displayed in green:

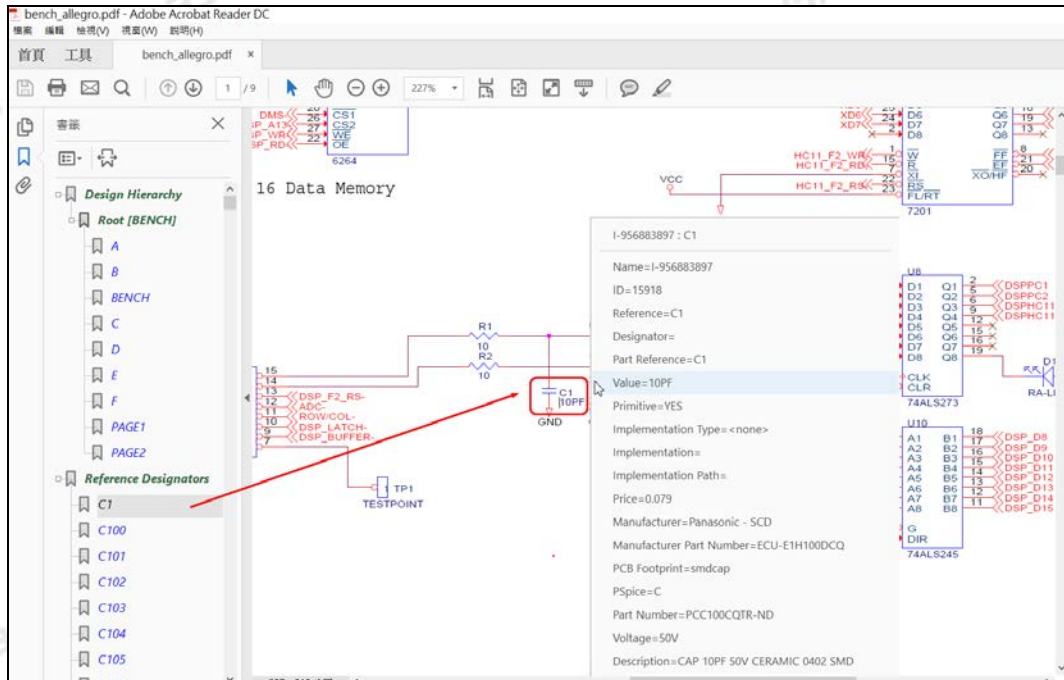
INFO(ORCAP-43006): c:\program files (x86)\gs\gs9.01\bin\gswin32c.exe is available.



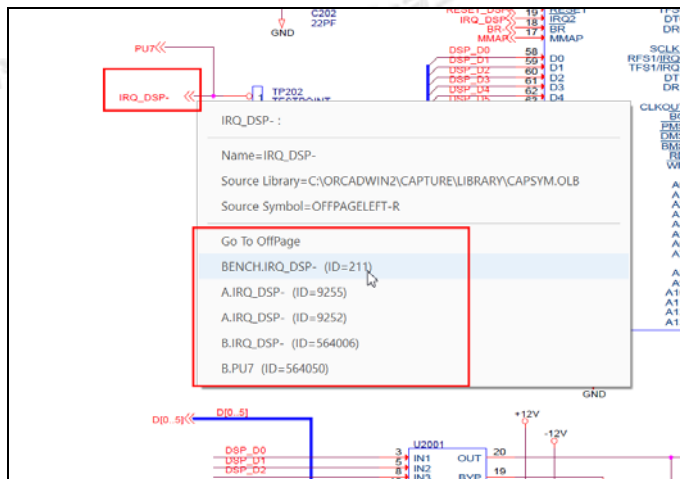
檔案輸出特性：


平坦式電路圖

可以透過產生的樹狀圖與零件 Reference Designators 快速切換頁面或是直接點選零件 Reference 快速查詢零件位置，在圖上點選零件外型皆可查詢零件屬性。



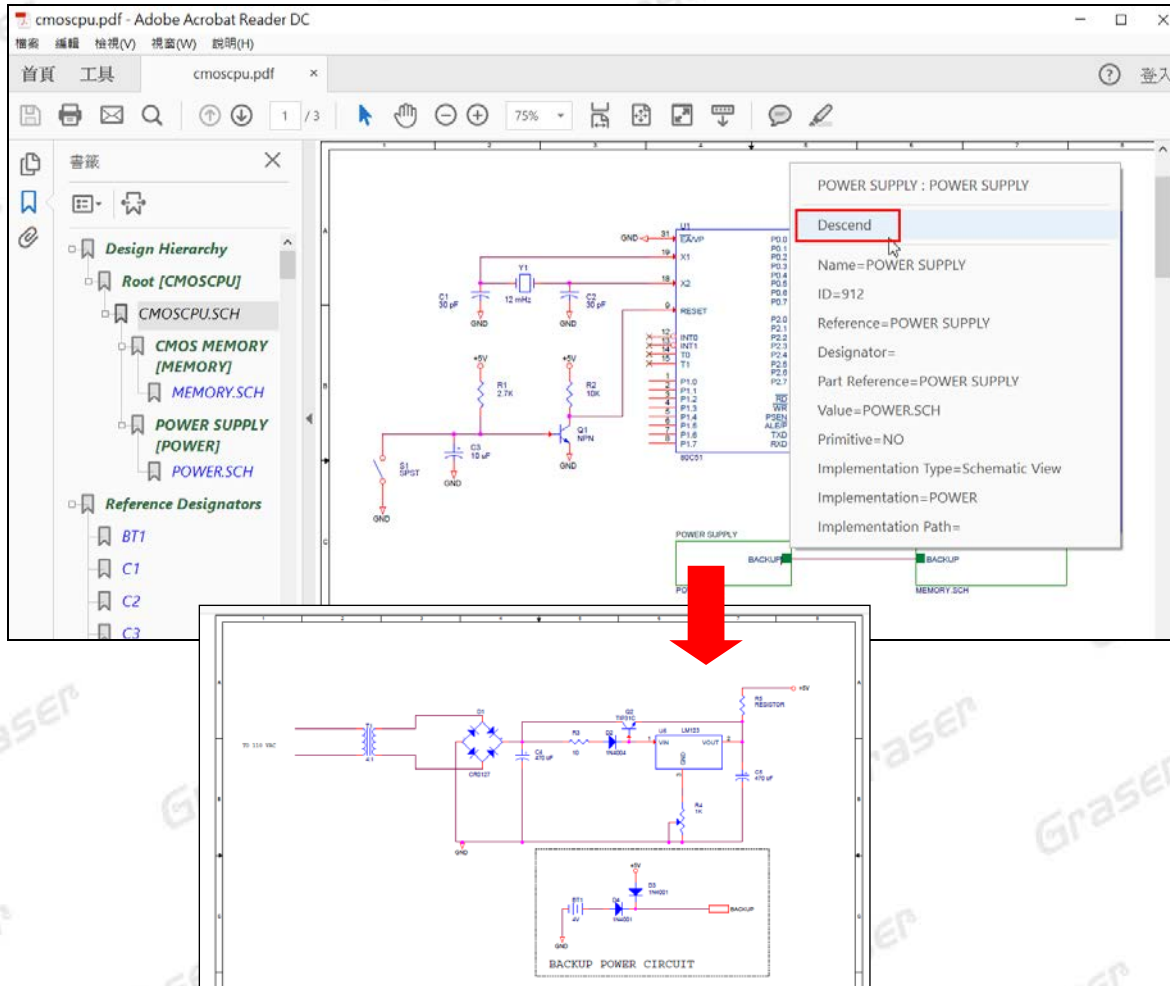
如有跨圖紙符號，也可透過符號做跨圖紙頁面的連結，快速切換頁面。





階層式電路圖

除了有樹狀圖與零件會建立屬性外，透過 Block 的屬性作 Descend 功能，可直接切換圖面。



Note : 電腦須具備 Acrobat 或其他 PDF 製作軟體，方可進行。

如果電腦沒有任何製作 PDF 檔的軟體，可以利用本文所使用之 Ghostscript Driver 作為製作 PDF 檔之程式。