

Cadence Online Support 網站註冊暨 軟體程式更新下載流程

Cadence 提供『維護期間內』的軟體用戶可至Cadence Online Support 網站上，自行下載最新版本完整程式包含Hotfix更新。取得最新軟體程式相關下載方式和License更新，請參考內文說明。

- Cadence Online Support 網站帳號註冊步驟.....P2
- 軟體程式(含Hotfix) 下載操作流程.....P11
- 新版License更新線上申請流程.....P14

• **Date** : 2022 / 11 / 15

• **Author** : Graser Support Team

• **Revision** : 2

• **Version** : V22.1

• **備註** : SPB 22.1 與 17.4 版 brd 檔案相容無須降版本

■ Cadence Online Support 網站帳號註冊流程

Cadence 軟體目前建議使用線上下載，使用者可於 Cadence Online Support 網站中使用 **HostID / OrCAD Reference Key Code** 註冊帳號後，取得下載軟體程式用於安裝及更新。

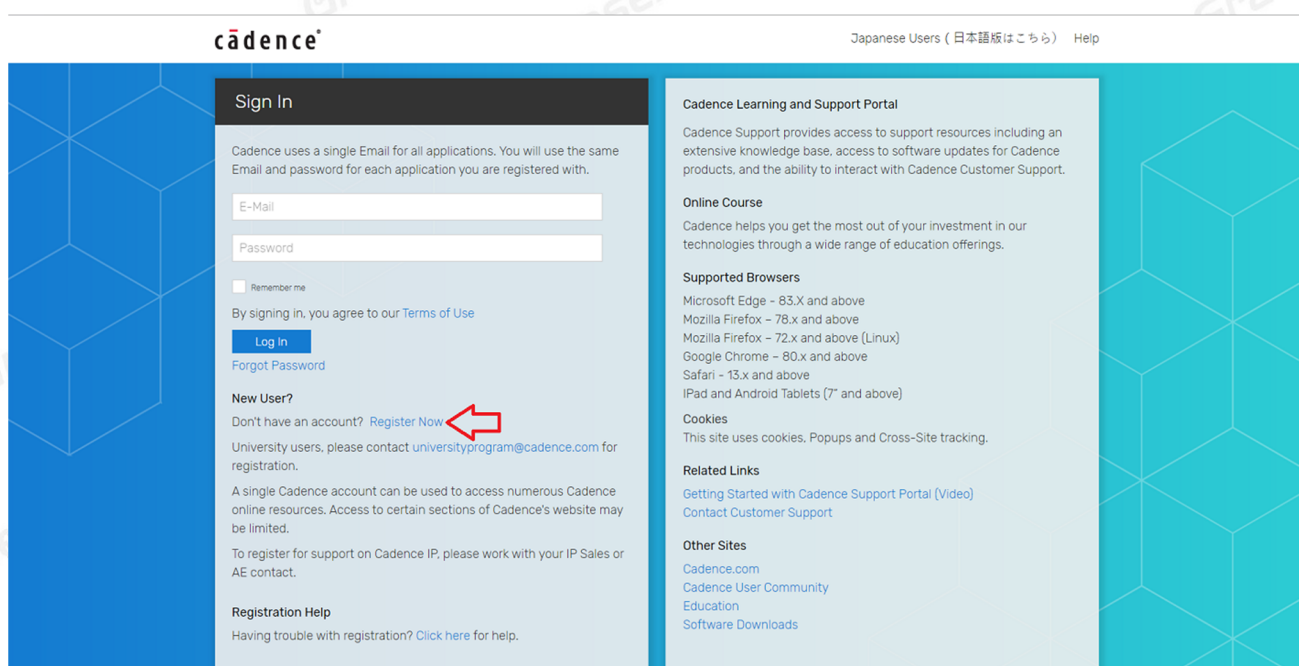
註冊 Cadence Online Support 帳號步驟

Cadence 原廠提供在維護期間的使用者一個免費的資源共享平台(以前為 Sourcelink 網站，現已更改為 Cadence Online Support 網站)，該網站除了可以讓客戶取得最新 EDA 的訊息外，另也提供最新的軟體與修正程式下載(Software Update)或 QIR 及解決方法(Solution)...等等的服務功能。其網址為 <https://support.cadence.com/>

注意事項：Cadence Online Support 網站必須以有效的帳號及密碼登入，軟體在維護期間的客戶必須先行註冊並取得有效帳號及密碼後，才能登入此網站並使用其服務。

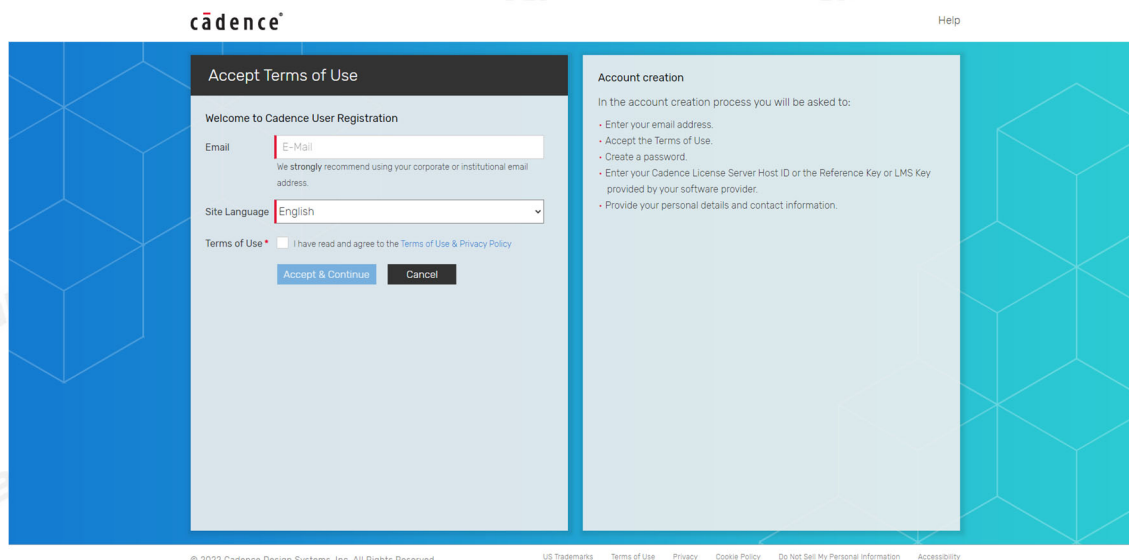
註冊Cadence Online Support 帳號，請依下列步驟進行：

1. 開啟 <https://support.cadence.com> 網頁，請點選下方的「**Register Now**」。



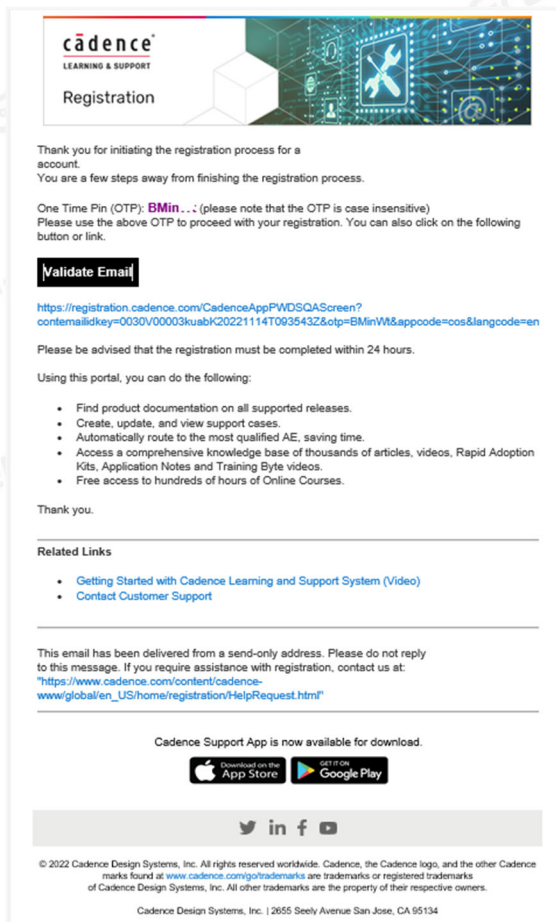
The screenshot shows the Cadence Online Support website. The header includes the Cadence logo and links for Japanese Users and Help. The main content area is divided into two columns. The left column is titled 'Sign In' and contains a form with fields for E-Mail and Password, a 'Remember me' checkbox, and a 'Log In' button. Below the form, there is a 'New User?' section with a 'Register Now' link highlighted by a red arrow. The right column contains links to 'Cadence Learning and Support Portal', 'Online Course', 'Supported Browsers', 'Cookies', 'Related Links', and 'Other Sites'.

- 進入頁面後請填入要註冊使用的公司 Email，Site Language 則請選取「English」，勾選 Terms of Use 最後再點選「Accept & Continue」鍵並進行到下一步驟。



The screenshot shows the 'Accept Terms of Use' page for Cadence User Registration. It includes a 'Welcome to Cadence User Registration' message, an 'Email' field with a red 'E-Mail' label, a 'Site Language' dropdown menu set to 'English', and a 'Terms of Use' checkbox. Below these are 'Accept & Continue' and 'Cancel' buttons. To the right, an 'Account creation' section lists the steps: Enter your email address, Accept the Terms of Use, Create a password, Enter your Cadence License Server Host ID or the Reference Key or LMS Key provided by your software provider, and Provide your personal details and contact information. The footer contains copyright information and links for US Trademarks, Terms of Use, Privacy, Cookie Policy, Do Not Sell My Personal Information, and Accessibility.

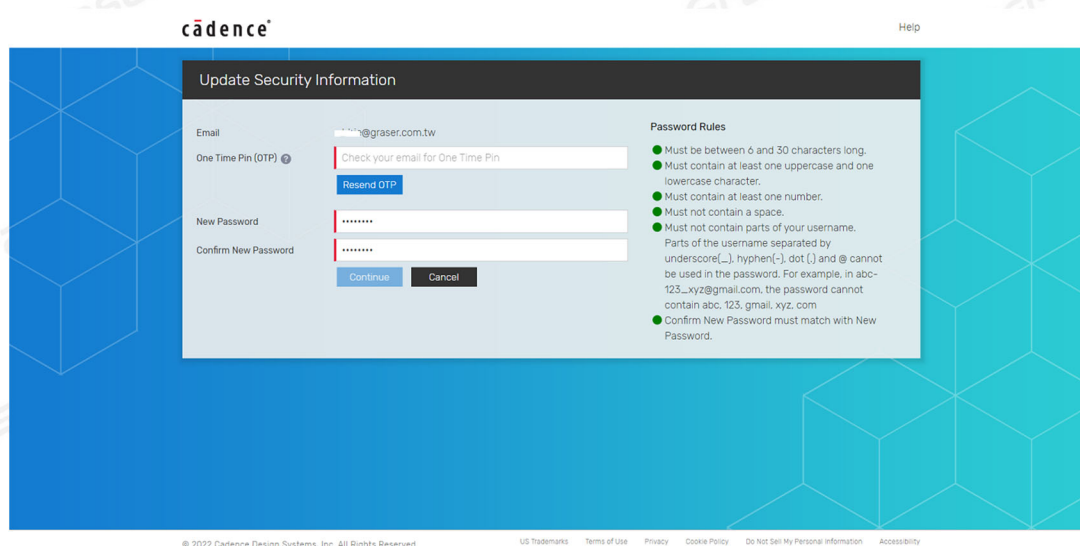
稍後請收 Mail 應會收到一封 Cadence 寄來的信件如下。請複製 OTP(一次性密碼)的字碼備用並點擊 Validate Email 底下的連結以確認此 Email 帳號是有效的。



The screenshot shows the content of a registration email from Cadence. It includes the Cadence logo, a 'Registration' header, and a message thanking the user for initiating the registration process. It provides a One Time Pin (OTP) and a link to 'Validate Email'. Below this, it lists the benefits of using the portal, such as finding product documentation, creating support cases, and accessing online courses. The email also includes related links for 'Getting Started with Cadence Learning and Support System (Video)' and 'Contact Customer Support'. At the bottom, it mentions the Cadence Support App is available for download on the App Store and Google Play, and includes social media icons for Twitter, LinkedIn, and Facebook. The footer contains copyright information and the address of Cadence Design Systems, Inc.

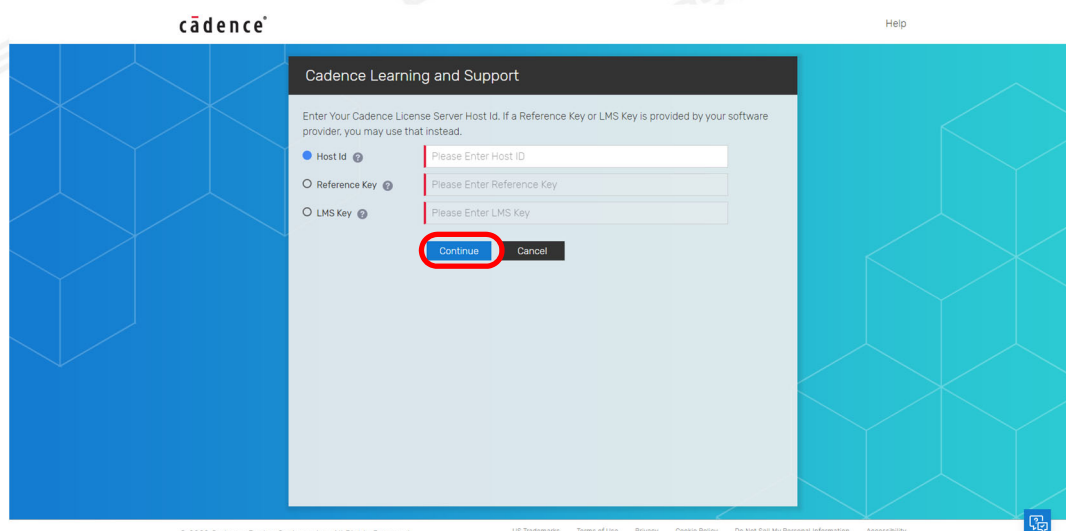
3. 回原網頁這邊請貼入剛剛郵件的 OTP 碼(一次性密碼)，再到底下 New Password 和 Confirm New Password 中輸入密碼(須符合右側規則，6 個字以上/含大小寫/最少一個數字，若不符那項就會紅燈)。
若輸入密碼符合規則，這樣底下的 Continue 鍵才會亮起，請點擊往下一步。

PS. 若相距過久要產生新的 OTP 碼，請點 Resend OTP，重新收取 Mail；但此動作通常不需要。



4. 在下面網頁畫面中，請在以下欄位中填入您的 License 認證的資料：
 - **Allegro/Sigrity/IC 使用者：**(Allegro/Sigrity/... 如 Allegro PCB/APD/... **不含 OrCAD PCB**)
請選 **Host ID**，License 若是鎖網路卡，則請填入 12 碼的網路卡卡號 MAC Address；若是鎖 Dongle Key，則請在 Host ID 欄位中填入 Dongle key 的號碼 (9-XXXXXXX)。
 - **OrCAD 使用者：**(Capture/CIS/PSPICE/...含 **OrCAD PCB**)
請選 **Reference Key**，請填入授權書上的 Reference Key 號碼 (311-GRAXXXX-XXXXXX)。
(LMS Key 部分是原廠線上課程的註冊金鑰)

最後再點擊 Continue 按鍵繼續下一步。



有關 Host Id 的號碼或 Reference Key 號碼查詢，請參考下頁授權書(有護貝的那張)範例標示位置。



軟體授權書

TO: Graser Technology Co., Ltd.

一. 採購日期：2015/09/02

二. 授權軟體：

Part No.	Description	Qty	Version	Host ID	Maintenance Expires
PO3010	OrCAD PCB Designer Professional	1	16.6	9-00000000	2016/09/10

Host ID 號碼在此
↓

三. 授權方式：

- 軟體僅限於 映陽科技股份有限公司 使用。並不得銷售、轉讓、租借、或提供給其他第三方使用。
- 上述軟體，為永久性授權。採用 ELMP (Elastic License Management) 運作機制，在伺服器端輸入數位授權檔，其他電腦只要連線到伺服器端拿取授權即可。原廠提供兩種方式取得 License Server，一是 Host Keypro，是網路卡鎖 USB 或網卡的電腦主要當作 Server PC，其他台電腦若要使用，只要以 Host 方式安裝上套，並可建置在 Server PC 上使用。
- License 鎖定機制經確認後，未來涉及任何變更時，軟體需在維護期間內，並收取變更費用(Rehost Fee)。若軟體已過 Maint.，還須加收 Maint.費用方可變更。

四. 軟體維護：

軟體於維護期間內，即為映陽科技之 **A 級客戶**，並享有以下權利：

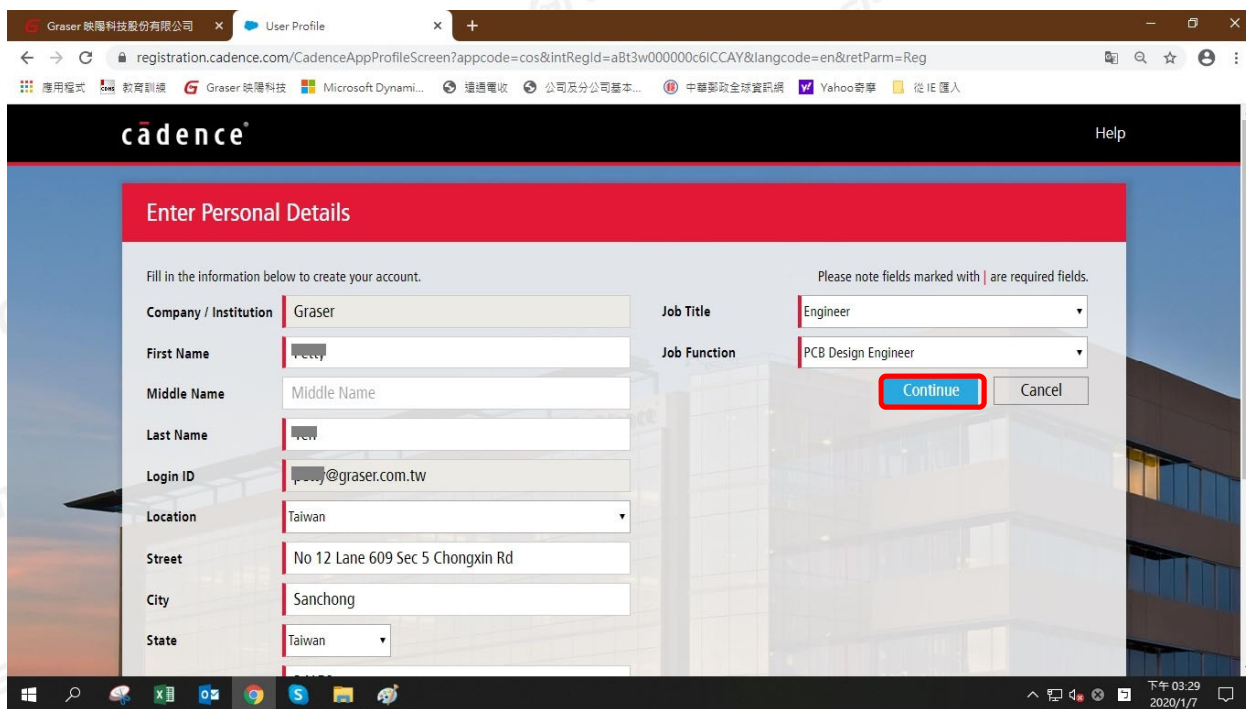
- 於維護期間內，原廠若有任何版本更新，無需付費。
- A 級客戶技術支援：
透過 CRC：0800-241-256 或 support@graser.com.tw 向映陽尋求支援，並享有映陽工程師優先回電之權利，會於 24 小時(例假日不計)之內回覆。
- 相關技術文件，直接寄送至 A 級客戶 E-mail 信箱。
- Allegro PCB 軟體[包含 OrCAD PCB Designer] 於維護期間內，免費提供 GraserWARE-EnhancePack Skill。
- 依購買的產品附贈訓練課程，上課券有效期為一年。
- 維護期間內，如欲參加映陽科技其他教育訓練課程，享有 8 折優惠。
- 享有映陽科技推廣課程優先報名之權利。
- Cadence Sourcelink Reference Key: 311-GR00000-0000001**
請登錄<http://support.cadence.com>，以此 Reference Key 註冊，可立即享有 Cadence Sourcelink 線上資源服務。

↑
Reference Key 號碼在此



Your EDA Partner

- 接著請填寫個人相關資訊，如公司名/名稱/姓氏/地區/地址/... 及右側的職稱及職掌等資料，填寫完畢請點擊 **Continue** 按鍵繼續下一步。



cadence Help

Enter Personal Details

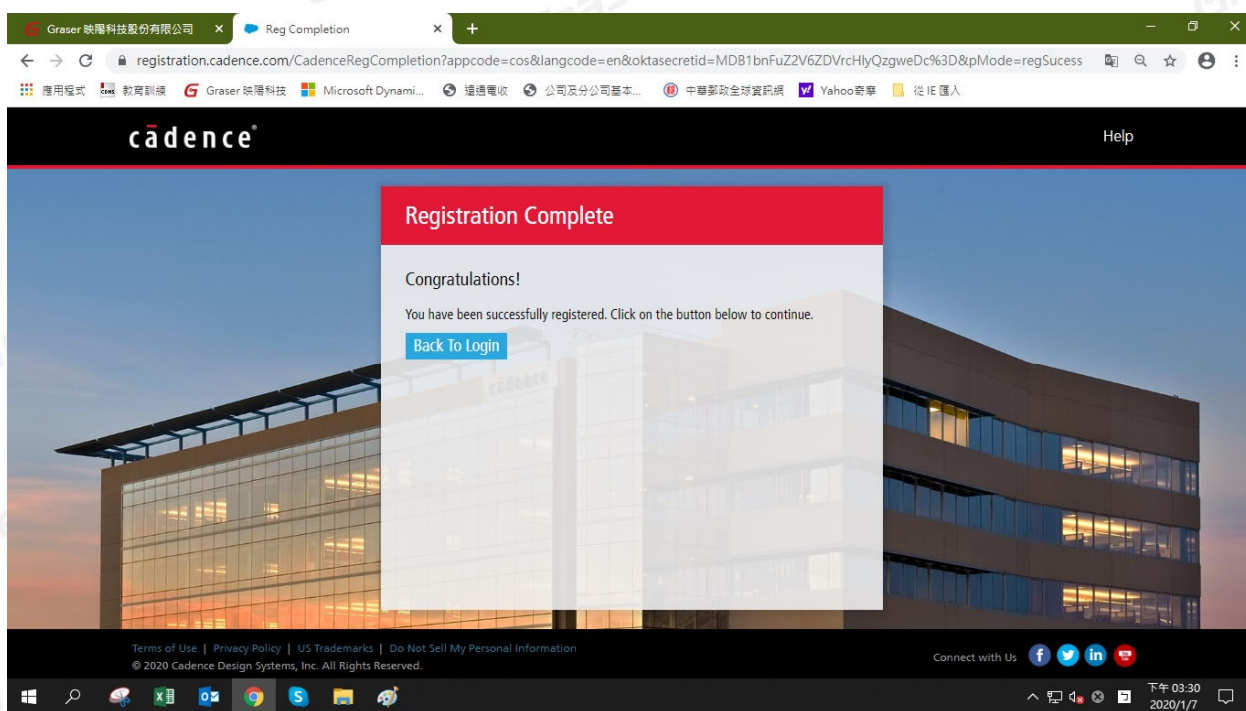
Fill in the information below to create your account.

Please note fields marked with * are required fields.

Company / Institution	Graser	Job Title	Engineer
First Name	First Name	Job Function	PCB Design Engineer
Middle Name	Middle Name		
Last Name	Last Name		
Login ID	login@graser.com.tw		
Location	Taiwan		
Street	No 12 Lane 609 Sec 5 Chongxin Rd		
City	Sanchong		
State	Taiwan		

Continue Cancel

- 畫面會顯示註冊完成，您可點擊 **Back To Login** 進到登入畫面。開始使用 [Support.cadence.com](https://support.cadence.com)



cadence Help

Registration Complete

Congratulations!

You have been successfully registered. Click on the button below to continue.

Back To Login

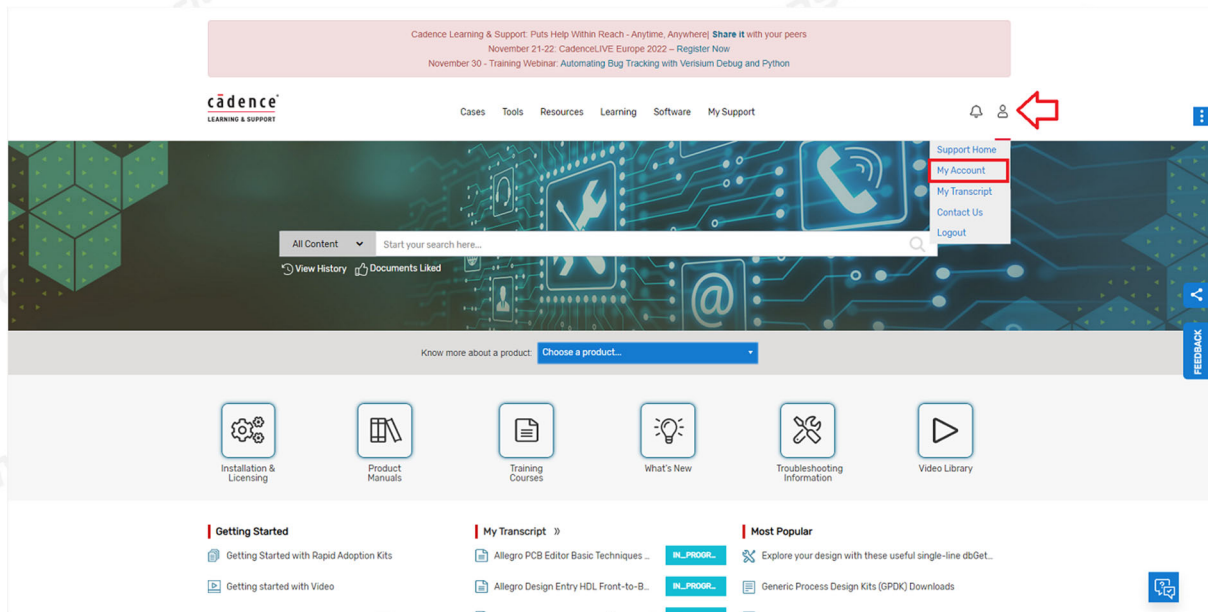
Terms of Use | Privacy Policy | US Trademarks | Do Not Sell My Personal Information
© 2020 Cadence Design Systems, Inc. All Rights Reserved.

Connect with Us: Facebook, Twitter, LinkedIn, YouTube

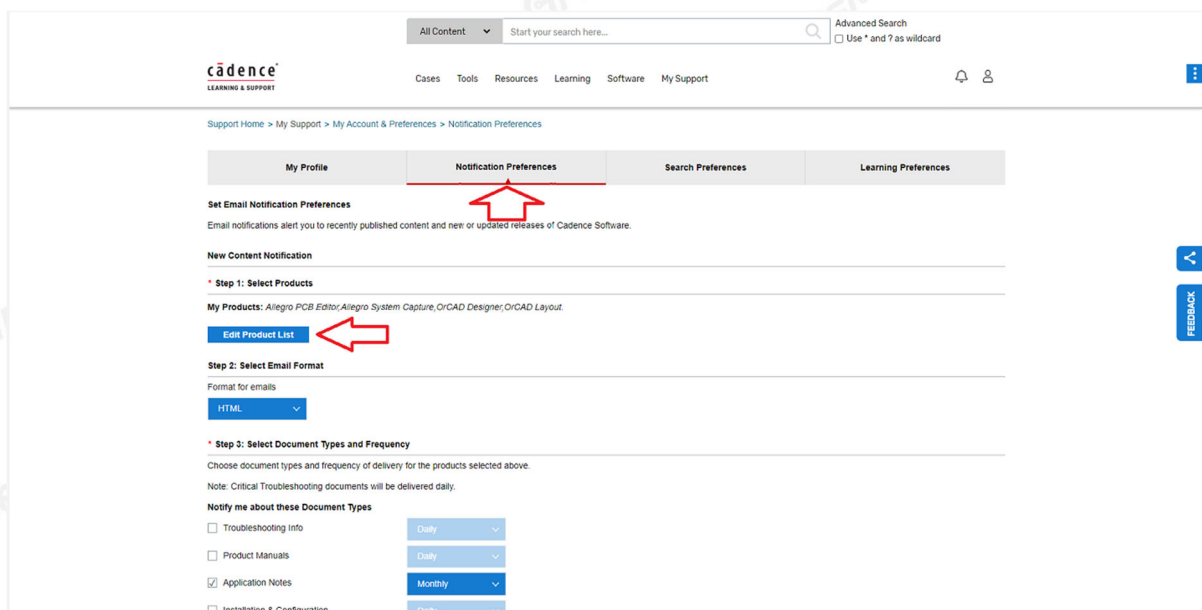
而在您所登錄的電子郵箱也會收到 **Cadence** 所寄的確認信，裡面會有歡迎訊息及相關提醒。

軟體版本更新自動通知設定

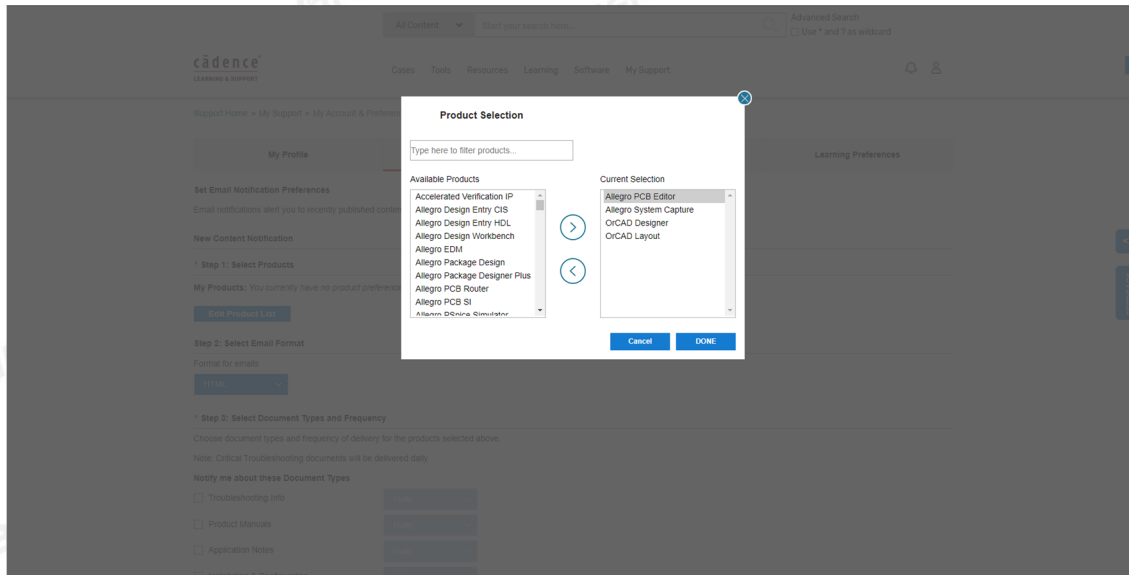
- 當第一次登入開始使用 Support.cadence.com，會有歡迎訊息及各功能的畫面說明。
建議您先進左上角的 My Account，可在裡面的 My Profile 修改個人資料。



- 進到 My Account，最重要的是在 **Notification Preferences** 中設定要關注的產品品項。
請點擊 Step 1：**Select Product** 下面的 **Edit Product List**。



- 請在 Product Selection 中將要關注的產品點選到右側的 Current Selection 才有效，然後點擊 DONE 鍵完成。



- 在 Step 3 : Select Document Types and Frequency 選擇所要的檔案類型如 Application Notes 及更新週期，如 Monthly。

Set Email Notification Preferences
Email notifications alert you to recently published content and new or updated releases of Cadence Software.

New Content Notification

*** Step 1: Select Products**
My Products: Allegro PCB Editor, Allegro System Capture, OrCAD Designer, OrCAD Layout.
[Edit Product List](#)

Step 2: Select Email Format
Format for emails:
[HTML](#)

*** Step 3: Select Document Types and Frequency**
Choose document types and frequency of delivery for the products selected above.
Note: Critical Troubleshooting documents will be delivered daily.

Notify me about these Document Types

<input type="checkbox"/> Troubleshooting Info	Daily
<input type="checkbox"/> Product Manuals	Daily
<input checked="" type="checkbox"/> Application Notes	Monthly
<input type="checkbox"/> Installation & Configuration	Daily
<input type="checkbox"/> New or Changed Features	Daily
<input type="checkbox"/> Rapid Adoption Kits	Daily
<input type="checkbox"/> Courses	Daily
<input type="checkbox"/> Video	Daily

New Software Notification
☐ Send me email notifications about new product releases.

然後點擊 **Software Update Notification** 下的 **Edit Release List** 設定產品更新通知。

HTML

*** Step 3: Select Document Types and Frequency**
Choose document types and frequency of delivery for the products selected above.
Note: Critical Troubleshooting documents will be delivered daily.

Notify me about these Document Types

<input type="checkbox"/> Troubleshooting Info	Daily
<input type="checkbox"/> Product Manuals	Daily
<input checked="" type="checkbox"/> Application Notes	Monthly
<input type="checkbox"/> Installation & Configuration	Daily
<input type="checkbox"/> New or Changed Features	Daily
<input type="checkbox"/> Rapid Adoption Kits	Daily
<input type="checkbox"/> Courses	Daily
<input type="checkbox"/> Video	Daily

New Software Notification

☐ Send me email notifications about new product releases.

Software Updates Notification

If you like to be notified when updates to certain releases become available, specify your releases here.
My Releases: You currently have no software update preferences selected.

[Edit Release List](#)

CCR / Issue Notification

☐ Alert me when my CCR / Issue is fixed.

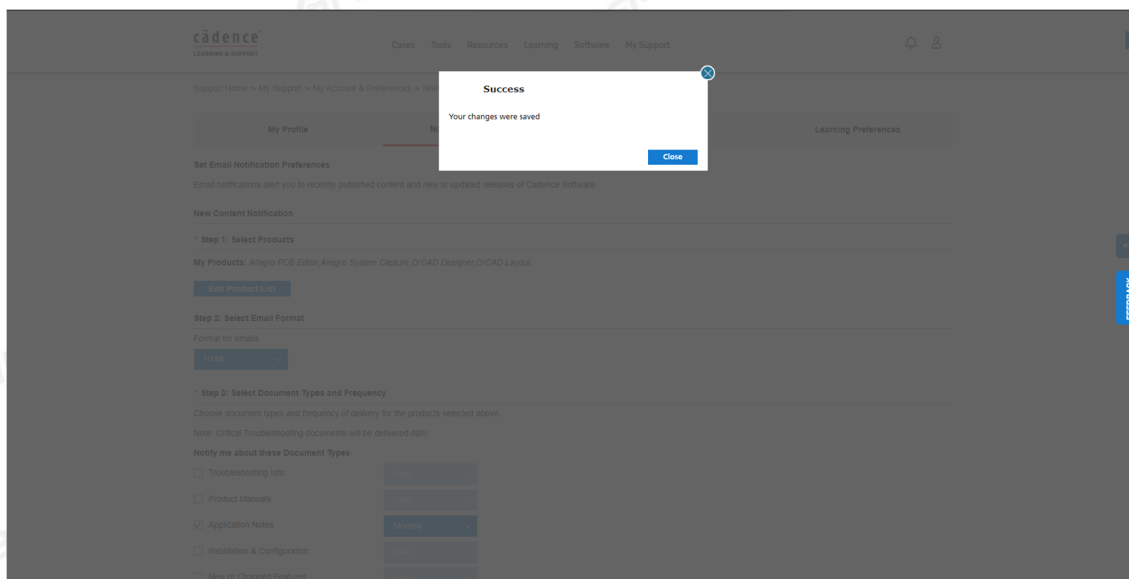
Save

© 2022 Cadence Design Systems, Inc. All Rights Reserved. Terms of Use | Privacy Policy | US Trademarks. Connect with Us: f t in

11. 接著在 **Edit Release List** 中設定產品及作業版本的更新通知，如以下是對 **SPB** 的 17.4 / 22.1 的 Windows 版設定更新通知，當有更新會自動寄 Mail 通知您。

PTM 22.05 <input type="checkbox"/> LINUX GM 17.1 <input type="checkbox"/> LINUX PVS 21.1 <input type="checkbox"/> LINUX 22.1 <input type="checkbox"/> LINUX SIG 3DEM19 <input type="checkbox"/> LINUX <input type="checkbox"/> WINDOWS SPB 17.4 <input checked="" type="checkbox"/> WINDOWS <input type="checkbox"/> LINUX 22.1 <input checked="" type="checkbox"/> WINDOWS <input type="checkbox"/> LINUX SSV 20.1 <input type="checkbox"/> LINUX 20.2 <input type="checkbox"/> LINUX 22.1 <input type="checkbox"/> LINUX 21.1 <input type="checkbox"/> LINUX SYSVIP 01 <input type="checkbox"/> LINUX VAPPS 22.09 <input type="checkbox"/> LINUX VIPCAT 11.3 <input type="checkbox"/> SOLX8664 <input type="checkbox"/> IBMRISC <input type="checkbox"/> LINUX <input type="checkbox"/> SOLARIS VMANAGER	PTMCF 19.11 <input type="checkbox"/> LINUX PTMSMI 19.10 <input type="checkbox"/> LINUX QUANTUS 21.2 <input type="checkbox"/> LINUX SIA 17.1 <input type="checkbox"/> LINUX SIGRITY 2022.1 <input type="checkbox"/> LINUX <input type="checkbox"/> WINDOWS SPBS 17.41 <input type="checkbox"/> WINDOWS SPECTRE 21.1 <input type="checkbox"/> LINUX STEP 1.0 <input type="checkbox"/> LINUX <input type="checkbox"/> SOLARIS STRATUS 20.2 <input type="checkbox"/> LINUX 21.1 <input type="checkbox"/> LINUX 21.2 <input type="checkbox"/> LINUX ULTRASIM 18.1 <input type="checkbox"/> LINUX VDEBUG 22.09 <input type="checkbox"/> LINUX VIPIR 11.3 <input type="checkbox"/> IBMRISC <input type="checkbox"/> LINUX <input type="checkbox"/> SOLX8664 <input type="checkbox"/> SOLARIS VXE
---	--

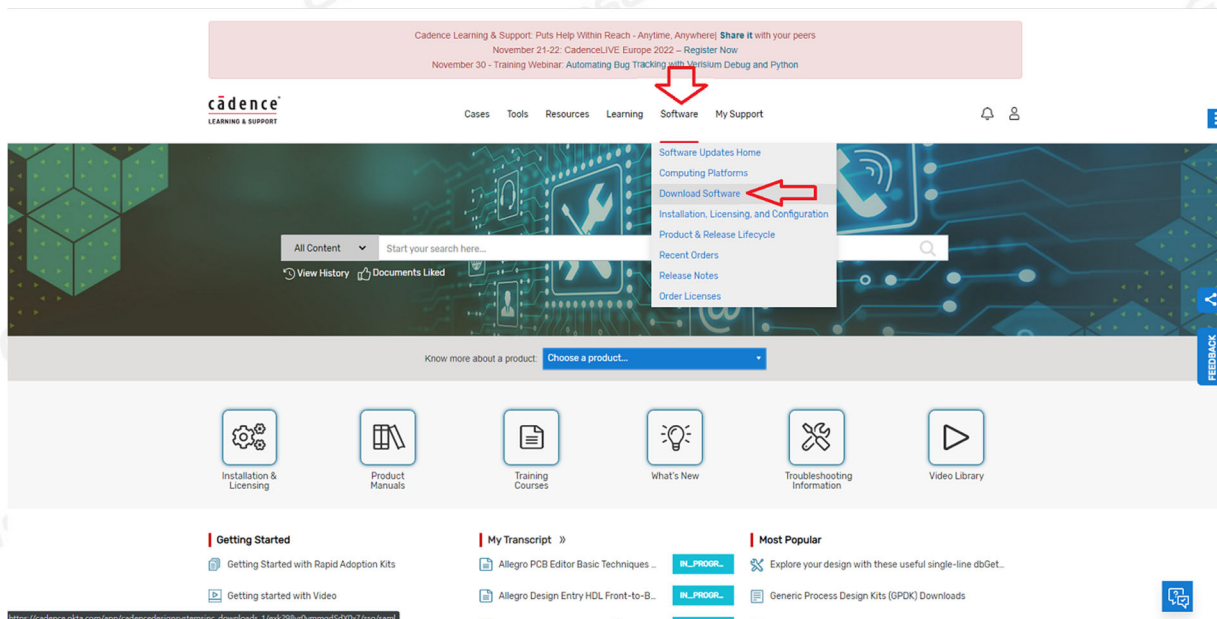
當有設定或修改記得最後要點擊網頁最右下角的 **SAVE** 儲存更新。



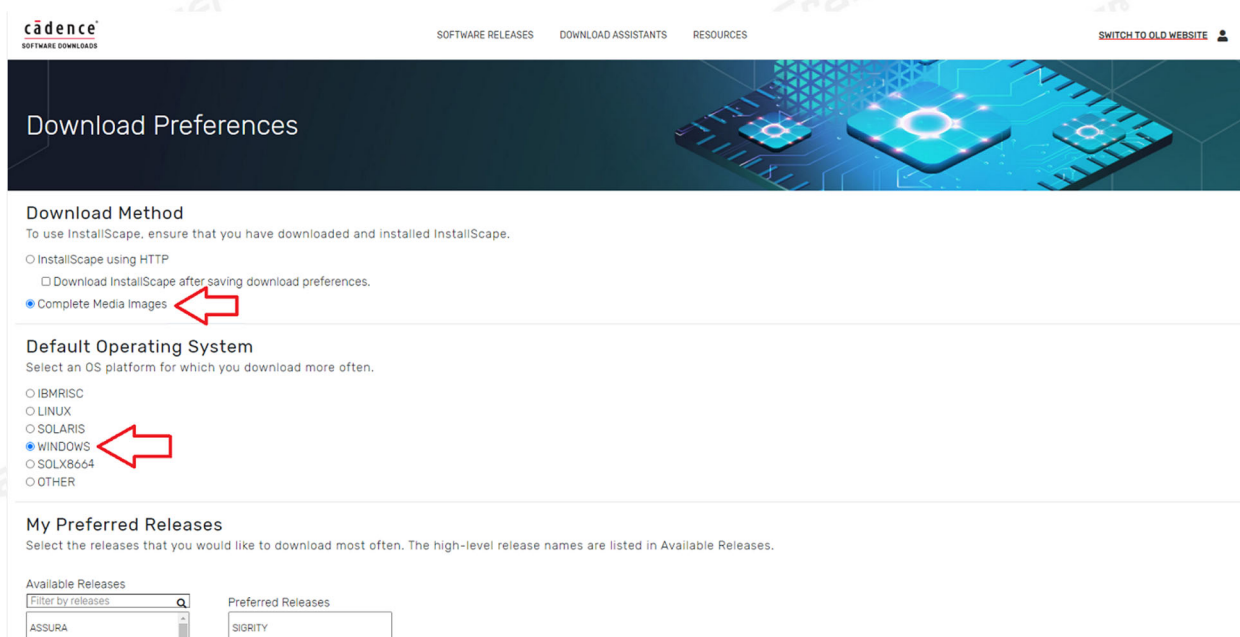
■ 新版程式(含 Hotfix)下載流程

軟體程式下載步驟

請選主選單中 **Software** 下的 **Download Software**。



第一次請先設定下載的相關設定，一般是 **Complete Media Images** 完整來源，OS 為 **Windows**。



選擇最常下載的產品項目，如 SPB 是包含 Allegro / OrCAD 相關產品，選擇完畢點擊最下方的 Save 儲存設定。

My Preferred Releases

Select the releases that you would like to download most often. The high-level release names are listed in Available Releases.

Available Releases

Filter by releases

- ASSURA
- AWR
- CAP
- CEREBRUS
- CONFIRM
- CadenceHelp
- DDI
- DDIEXPORT
- FIDELITY
- FINEMARINE

Preferred Releases

- SIGRITY
- SPB
- SPBS

Save

Cancel

FORTUNE 100 BEST COMPANIES TO WORK FOR 2021

A Great Place to Do Great Work!

Sixth year on the FORTUNE 100 list

Our Culture

Join The Team

Other Cadence Sites

Cadence Online Support

eDA-on-Tap

Cadence.com

References

Electronic Transfer Agreement

Cadence Installation Guide

Platform Support Matrix

Cadence License Manager

Contact Us

Customer Support

Global Office Locator

© 2022 Cadence Design Systems, Inc. All Rights Reserved. [Terms of Use](#) [Privacy Policy](#) [US Trademarks](#) [Do Not Sell My Personal Information](#)

Save 後網頁會切換到軟體下載頁面，先前選擇的相關產品更新資訊便會顯示於頁面中。

點擊藍色字體便可進入下載頁面(若是使用過舊版界面的使用者，可由畫面右上角的 SWITCH TO OLD WEBSITE 做切換)

cadence
SOFTWARE DOWNLOADS

SOFTWARE RELEASES DOWNLOAD ASSISTANTS RESOURCES

[SWITCH TO OLD WEBSITE](#)

Latest Releases

Releases posted in past 90 days

Enclose the search keyword in double quotes to look for an exact match. For example, "RHEL 8"

Search...

Operating Systems

- ☐ IBMISRC
- ☐ LINUX
- ☐ SOLARIS
- ☒ WINDOWS
- ☐ SOLX8664
- ☐ OTHER

Releases

Filter by releases

- AWR RF/Microw...
- AWR RF/Microw...
- CADENCEHELP
- FIDELITY POINT...
- FIDELITY20221
- FINEMARINE102
- FINEMARINE111
- FINEOPEN111

My Preferred Releases

Your download preferences and preferred releases have been saved.

Click the release name to view all the available downloads including base, updates, and hotfixes.

Release Name	Release Type	Release Version	Release Date	Supported Operating System	Product #	Product List
SIGRITY/SYSANLS 20221	HOTFIX	Sigrity and Systems Analysis 2022.1 HF3 Release	24 Oct 2022	WINDOWS Windows 2016 Server; WINDOWS 10 (64B); WINDOWS 2019 Server	PA5700	Allegro Sigrity SI Base
OrCAD/Allegro 17.4 (SPB174)	HOTFIX	SPB Hotfix: 17.40.033-wint	21 Oct 2022	WINDOWS Windows 10 (64B); WINDOWS 11; WINDOWS 2012 Server; WINDOWS 2016 Server	900	Cadence(R) SKILL Development Environment
OrCAD/Allegro 22.1 (SPB221)	BASE RELEASE	Download Manager	14 Oct 2022	WINDOWS Windows 10 (64B); WINDOWS 11; WINDOWS 2016 Server; WINDOWS 2019 Server	900	Cadence(R) SKILL Development Environment
	BASE RELEASE	SPB 22.10 Base Release	14 Oct 2022	WINDOWS Windows 10 (64B); WINDOWS 11; WINDOWS 2016 Server; WINDOWS 2019 Server	ALG100	Allegro PCB Artist

要下載主程式與最新的 Hotfix 檔案，請點藍色字體的 [Download](#) 便可開始下載。(需先安裝標準主程式才可安裝 Hotfix)

Operating Systems

- ☐ IBMISC
- ☐ LINUX
- ☐ SOLARIS
- ☒ WINDOWS
- ☐ SOLX8664
- ☐ OTHER

Release - OrCAD/Allegro 22.1 (SPB221)

Click Download to begin downloading a media image.

Base Release		View All Products in Release
Release Name	OrCAD/Allegro 22.1 (SPB221)	
Release Date	14-Oct-2022	
Release Version	Download Manager	
Release Number	Download Manager	
Media	Download Media 1 of 1 exe format. Size: 60516392 (57.71 MB)	
Operating System	WINDOWS Windows 10 (64B) WINDOWS 11 WINDOWS 2016 Server WINDOWS 2019 Server	

Base Release		View All Products in Release
Release Name	OrCAD/Allegro 22.1 (SPB221)	
Release Date	14-Oct-2022	
Release Version	SPB 22.10 Base Release	
Release Number	SPB22.10.000	
Media	Download Media 1 of 3 zip format. Size: 4212829579 (4,017.67 MB) Download Media 2 of 3 zip format. Size: 1813017179 (1,729.03 MB) Download Media 3 of 3 zip format. Size: 4184606197 (3,990.75 MB)	
Operating System	WINDOWS Windows 10 (64B) WINDOWS 11 WINDOWS 2016 Server WINDOWS 2019 Server	

若需要切換產品及作業系統，可由網頁左邊相關欄位做點選。

Operating Systems

- ☐ IBMISC
- ☐ LINUX
- ☐ SOLARIS
- ☒ WINDOWS
- ☐ SOLX8664
- ☐ OTHER

Releases

Filter by releases

- ☐ MIDAS2203
- ☐ OMNIS52
- ☐ OrCAD/Allegro...
- ☐ OrCAD/Allegro...
- ☐ OrCAD/Allegro...
- ☐ PAS31
- ☒ OrCAD/Allegro 22.1 (SPB221)
- ☐ POINTWISE186
- ☐ SIG3DEM19
- ☐ SIGRITY/SYSA...
- ☐ SIGRITY/SYSA...

Releases posted in past 90 days

Enclose the search keyword within double quotes to look for an exact match. For example, "RHEL 8"

☒ My Preferred Releases

Your download preferences and preferred releases have been saved.

Click the release name to view all the available downloads including base, updates, and hotfixes.

Release Name	Release Type	Release Version	Release Date	Supported Operating System	Product #	Product Name
SIGRITY/SYSA...	HOTFIX	Sigrity and Systems Analysis 2022.1 HF3 Release	24 Oct 2022	WINDOWS Windows 2016 Server; WINDOWS 10 (64B); WINDOWS 2019 Server	PA5700	Allegro Sigrity SI Base
OrCAD/Allegro 17.4 (SPB174)	HOTFIX	SPB.Hotfix.17.40.033-wint	21 Oct 2022	WINDOWS Windows 10 (64B); WINDOWS 11; WINDOWS 2012 Server; WINDOWS 2016 Server	900	Cadence(R) SKILL Development
OrCAD/Allegro 22.1 (SPB221)	BASE RELEASE	Download Manager	14 Oct 2022	WINDOWS Windows 10 (64B); WINDOWS 11; WINDOWS 2016 Server; WINDOWS 2019 Server	900	Cadence(R) SKILL Development Environment
OrCAD/Allegro 22.1 (SPB221)	BASE RELEASE	SPB 22.10 Base Release	14 Oct 2022	WINDOWS Windows 10 (64B); WINDOWS 11; WINDOWS 2016 Server; WINDOWS 2019 Server	ALG100	Allegro PCB Artist

While certain jurisdictions may offer state sales tax exemptions when downloading software, downloading from this site does not provide sales tax exemption without a signed [Electronic Transfer Agreement \(ETA\)](#).

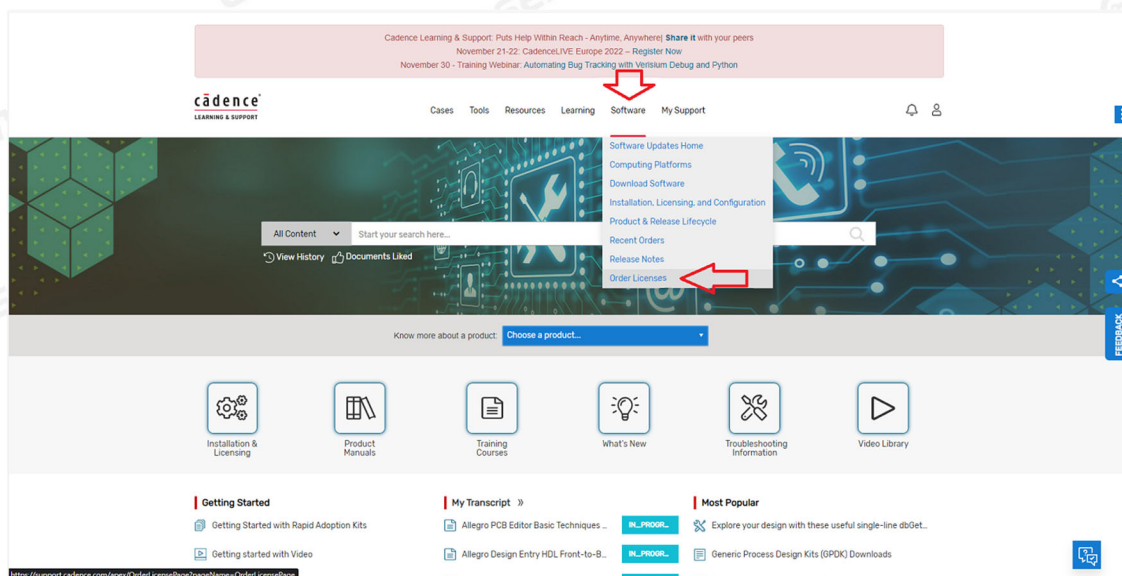
■ 新版 License 更新流程

(此部分不適用於 OrCAD 使用者，OrCAD 用戶如欲更新 License 請洽詢您的業務窗口)

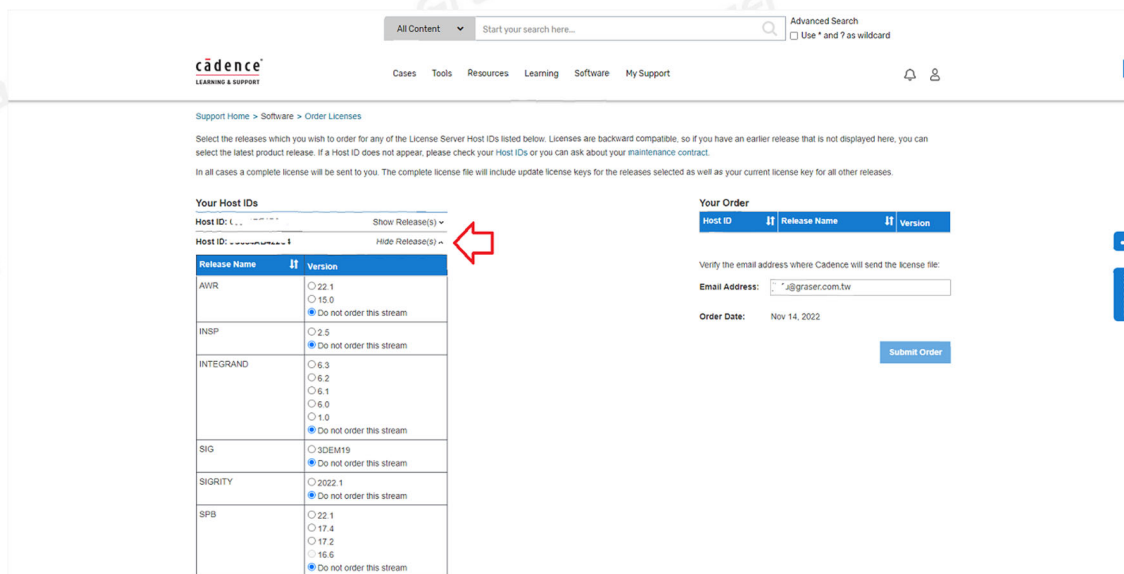
License 更新線上申請步驟

在『軟體維護期間』內的 Allegro、MSA(Sigrity/Clarity/AWR/CFD) 和 IC 用戶可自行上網連結至 Cadence Online Support 網站進行新版 License 更新。Cadence 線上申請新版本 License 操作程序，以申請 Allegro SPB V22.1 License 作說明，請依循下列步驟進行更新：

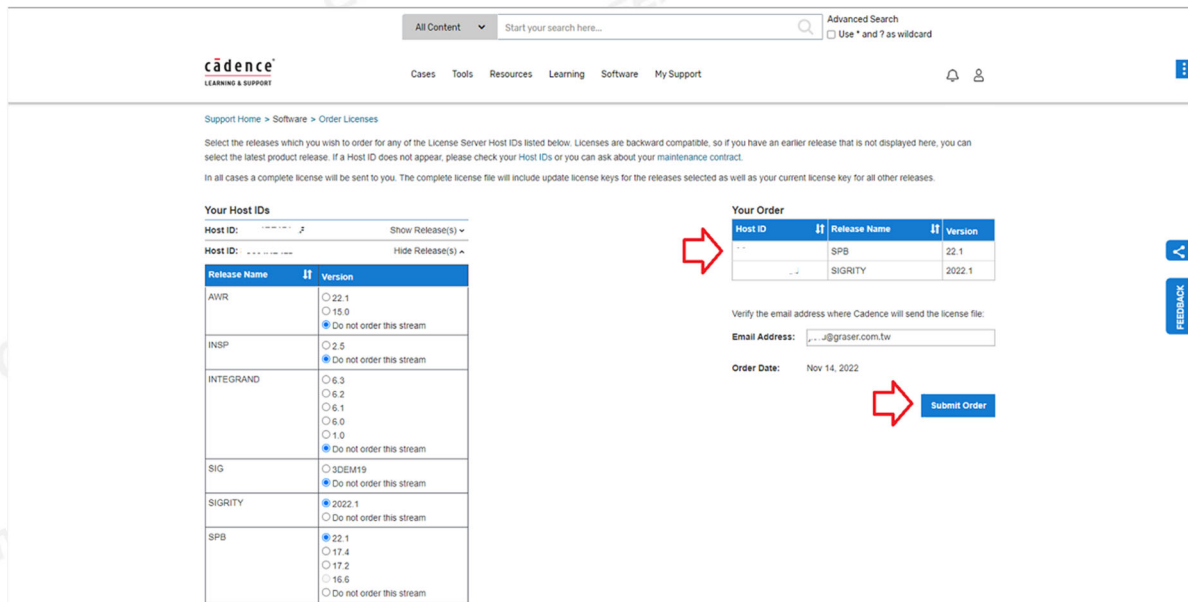
1. 在 Support.cadence.com 網頁中，請點選 Software 選單下的 Order License 項目進行 License 申請作業。



2. 請點選 Show Release(s) 展開產品項目，並在列表中選取要申請 License 的產品及版本如 SPB 22.1 (或 Sigrity2022.1 等產品)。預設為 Do not order this stream，不申請該品項。



- 經選取的產品及版本會列在網頁的右上方，確認無誤後請按下 **Submit Order** 送出申請，完成申請作業。



cadence
LEARNING & SUPPORT

Support Home > Software > Order Licenses

Select the releases which you wish to order for any of the License Server Host IDs listed below. Licenses are backward compatible, so if you have an earlier release that is not displayed here, you can select the latest product release. If a Host ID does not appear, please check your Host IDs or you can ask about your [maintenance contract](#).

In all cases a complete license will be sent to you. The complete license file will include update license keys for the releases selected as well as your current license key for all other releases.

Your Host IDs

Host ID: Show Release(s)

Release Name	Version
AVR	<input type="radio"/> 22.1 <input type="radio"/> 15.0 <input checked="" type="radio"/> Do not order this stream
INSP	<input type="radio"/> 2.5 <input checked="" type="radio"/> Do not order this stream
INTEGRAND	<input type="radio"/> 6.3 <input type="radio"/> 6.2 <input type="radio"/> 6.1 <input type="radio"/> 6.0 <input type="radio"/> 1.9 <input checked="" type="radio"/> Do not order this stream
SIG	<input type="radio"/> 3DEM19 <input checked="" type="radio"/> Do not order this stream
SIGRITY	<input checked="" type="radio"/> 2022.1 <input type="radio"/> Do not order this stream
SPB	<input checked="" type="radio"/> 22.1 <input type="radio"/> 17.4 <input type="radio"/> 17.2 <input type="radio"/> 16.6 <input type="radio"/> Do not order this stream

Your Order

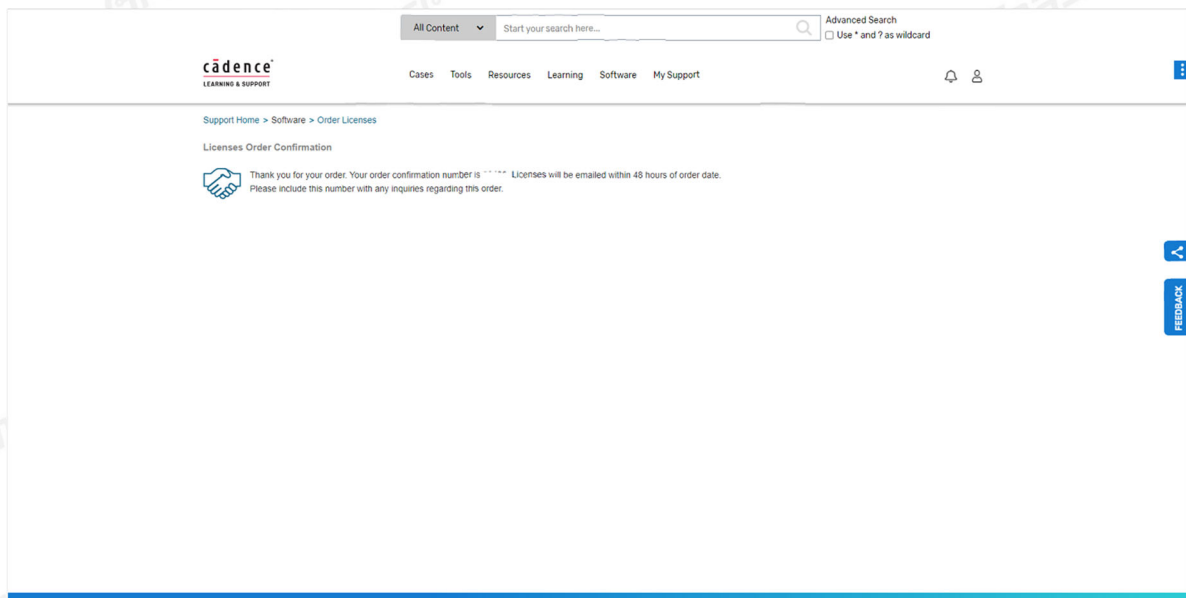
Host ID	Release Name	Version
	SPB	22.1
	SIGRITY	2022.1

Verify the email address where Cadence will send the license file:

Email Address:

Order Date: Nov 14, 2022

- 當您送出申請後，原廠會進行確認。隨後會將 License 寄到您的郵件信箱。請注意是否有來自 Cadence 原廠的郵件。



cadence
LEARNING & SUPPORT

Support Home > Software > Order Licenses

Licenses Order Confirmation

Thank you for your order. Your order confirmation number is *****. Licenses will be emailed within 48 hours of order date. Please include this number with any inquiries regarding this order.