

# Cadence Allegro V16.0 發行及 license 更新

Cadence Allegro 已經正式發行 V16.0 版，在“維護期間”內的客戶請自行連結至 [SOURCELINK.CADENCE.COM](http://SOURCELINK.CADENCE.COM) 索取新版光碟並更新 license.dat 檔。

## 索取新版光碟

請連結至 [SOURCELINK.CADENCE.COM](http://SOURCELINK.CADENCE.COM) 的更新位置

<http://sourcelink.cadence.com/en/softwareupdate/SUOrderMain.jhtml>

1. 登入 sourcelink 後點選左側之 Software update/Order base release update.

在下方選項選取要索取的版本為 **SPB160**

cadence SOURCELINK

SourceLink home Cadence home SourceLink sitemap Search SourceLink >>

Welcome, Eric Japanese (日本)

SourceLink home > Software update > Order base release update (CD-ROM) Logout

**ORDER BASE RELEASE UPDATE (CD-ROM)** step 1 — step 2 — step 3

Note: A Base Release update requires the license server to serve a license file that is at least at the same level. For example if PSD 14.2 is ordered, the license file must be for PSD 14.2 or above.

**Entitled releases**

This is the list of releases that currently have an active maintenance status. Select the release which you wish to order for any of the License Server Host IDs listed below. If a Host ID does not appear, please check your [hostid selections](#) or you can ask about your [maintenance contract](#).


Do You see the Base Releases(s) Or Update Releases(s) you were expecting? If not, please click [here](#).

**Bold text indicates your current release level.**

Hostid 8-5E7000

SPB157  **SPB160**  None

CONTINUE >>




2. 選擇作業系統的版本為 WINDOWS

The screenshot shows the 'ORDER BASE RELEASE UPDATES (CD-ROM)' page in the Cadence SourceLink interface. The user is logged in as Eric. The page is in Japanese. The breadcrumb trail is: SourceLink home > Software Update > Order base release update (CD-ROM). The current step is 'step 2'. The 'Hardware Platforms' section lists '8-5E7000 : SPB160' with radio buttons for 'IBMRISC', 'LINUX', 'SOLARIS', and 'WINDOWS'. The 'WINDOWS' option is selected. A 'CONTINUE' button is visible at the bottom right.

輸入新版光碟的收件人及地址

The screenshot shows the 'SHIPPING INFORMATION' page in the Cadence SourceLink interface. The user is logged in as Eric. The page is in Japanese. The breadcrumb trail is: SourceLink home > Software update > Order base release. The current step is 'step 2'. A message says 'Please enter a valid Contact'. Below this, there is a 'Shipping address' section with a note: 'Validate the shipping address for the delivery of the CDROMs you have selected. Required fields are indicated in bold.' A 'Note' states: 'Modifying the shipping address below will not affect the address in your profile.' The form contains fields for: Company (Graser Tech Corp), Contact (Eric Chen), Address 1 (8F, No. 10, Lane 555, Zhong Hsin Rd., Sec 2), Address 2, Mailstop, City (San cheng), State/Province/Region (Taiwan), Zip/Postal Code (222), Country or Location (Taiwan), and Comments. A 'CONTINUE' button is visible at the bottom right.



### 3. 確認新版光碟的收件人及地址



cadence SOURCELINK

SourceLink home Cadence home SourceLink sitemap Search SourceLink

Welcome, Eric Japanese (日本)

SourceLink home > Software update > Order base release update Logout

**ORDER REVIEW** step 1 step 2 step 3

Select your browser's Back button if changes need to be made to the order.

**Releases shipped**

**8-5E7000C20000**  
SPB160 - WINDOWS

**Shipped to**

Company : Graser Technology Corp.  
Contact : Eric Chan  
Address 1 : 26, No. 19, Lane 200, Zhongzheng Rd., Sec. 2,  
Address 2 :  
Mailstop :  
City : san cheng State/Province : taiwan  
Zip/Postal Code : 211 Country or Location : Taiwan

Comments :

**SUBMIT ORDER**

### 4. 顯示處理批號代表光碟索取確認，通常在兩天內就會寄出光碟，並且會寄出 email 內有 DHL 追蹤序號，最久兩三工作天內就可收到。

cadence SOURCELINK

SourceLink home Cadence home SourceLink sitemap Search SourceLink

Welcome, Eric Japanese (日本)


SourceLink home > Software update > Order base release update Logout

**ORDER SOFTWARE UPDATES (CD-ROM)** Order Confirmation Number: 02001

Thank you for your order. Your order confirmation number is 02001. Deliveries will be shipped within 10 working days of order date. Please include this number with any inquiries regarding this order.

Do you want to order any available software update?  Yes  No

**CONTINUE**



更新 license.dat

新版程式也須要新的 license.dat 才能執行，索取新版 license 請至

<http://sourcelink.cadence.com/en/softwareupdate/LicenseUpdateOrder.jhtml>

1. 登入 sourcelink 後點選左側之 Software update/Order license.

在下方選項選取要索取的版本為 **SPB160**，輸入收件人的 **E-mail**

cadence SOURCELINK

SourceLink home Cadence home SourceLink sitemap Search SourceLink

Welcome, Eric Japanese (日本)

SourceLink home > Software update > Order licenses Logout

**ORDER LICENSES** step 1 — step 2 — step 3

Use these next pages to specify the releases for which you would like to order license updates.

**Available releases**

This is the list of releases that are currently available. Select the release which you wish to order for any of the License Server Host IDs listed below. Licenses are backwards compatible, so if you have an earlier release that is not displayed here, you can select the latest product release. If a Host ID does not appear, please check your [hostid selections](#) or you can ask about your [maintenance contract](#).

In all cases a complete license will be sent to you. The complete license file will include update license keys for the releases selected as well as your current license keys for all other releases.

**Bold text** indicates your current release level based on information in our database.


Hostid : 8-5e7000e2f628

**SPB160**  SPB157  None

Please enter the email address to be used for receiving the license file.

Email Address:

CONTINUE >>



## 2. 確認收件人的 email 並送出

The screenshot shows the 'ORDER REVIEW' page in the Cadence SourceLink portal. The user is logged in as Eric. The page title is 'ORDER REVIEW' and it is part of a 3-step process, with 'step 2' highlighted. The breadcrumb trail is 'SourceLink home > Software update > Order licenses'. The main content area displays 'HostId 8-5E7000005000' and 'SPB160'. Under the 'Email address' section, the email address entered is 'eric@graser.com.tw'. There are two radio button options: 'I would like to download the software now.' (unselected) and 'I do not need copies of the software.' (selected). A 'SUBMIT ORDER' button is visible on the right. The left sidebar contains navigation links for 'SourceLink home', 'My information', 'Service requests', 'Software update', 'Order license', 'Design topics', and 'Help & feedback'. There is also a 'Products A-Z' dropdown menu.

## 3. 顯示處理批號代表 license 索取已確認. 通常在兩天內就會寄出附有新 license 的 E-mail.

The screenshot shows the 'SOFTWARE UPDATE CONFIRMATION' page in the Cadence SourceLink portal. The user is logged in as Eric. The page title is 'SOFTWARE UPDATE CONFIRMATION' and it is part of a 3-step process, with 'step 3' highlighted. The breadcrumb trail is 'SourceLink home > Software update > Order licenses'. The main content area displays 'Order Confirmation Number: 32962'. Below this, a message reads: 'Thank you for your order. Your order confirmation number is 32962. Licenses will be emailed within 48 hours of order date. Please include this number with any inquiries regarding this order. You will be redirected to the next page shortly.' The left sidebar is identical to the previous screenshot, showing navigation links and a 'Products A-Z' dropdown menu.