

## Cadence Sourcelink 註冊步驟 (Y2011)

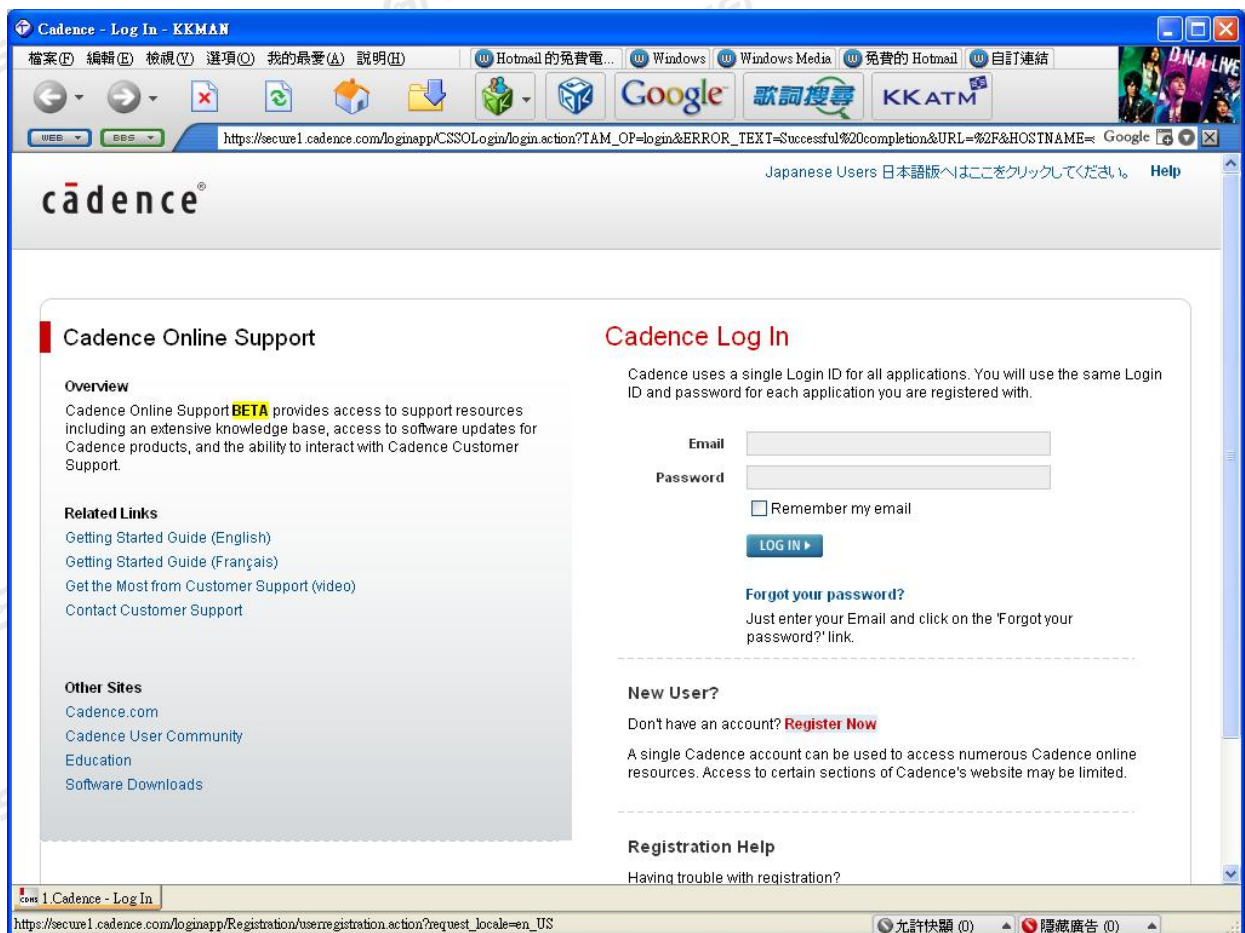
Cadence 原廠提供在維護期間的使用者一個免費的資源共享平台— [Sourcelink](http://Sourcelink)，除了可以讓客戶取得最新 EDA 的訊息外，另也提供最新的 EDA 軟體下載(Software Update)及解決(Solution)方法... 等的服務功能。其網址為 [SOURCELINK.CADENCE.COM](http://SOURCELINK.CADENCE.COM)。


### 如果您是在維護期間的客戶別忘了要先註冊 [Sourcelink](http://Sourcelink) 才能使用其服務 ###

### [ 註冊 Sourcelink ]

註冊 Sourcelink 請依下列步驟進行

1. 先到 [SOURCELINK.CADENCE.COM](http://SOURCELINK.CADENCE.COM) 網頁網頁，請點選右側選單 New User? 之 [Register Now](#)






2. 進入頁面後請填入註冊的 Email，語言選 English，勾選 Terms of Use 後才可點選 **ACCEPT & CONTINUE** 鍵到下一步驟

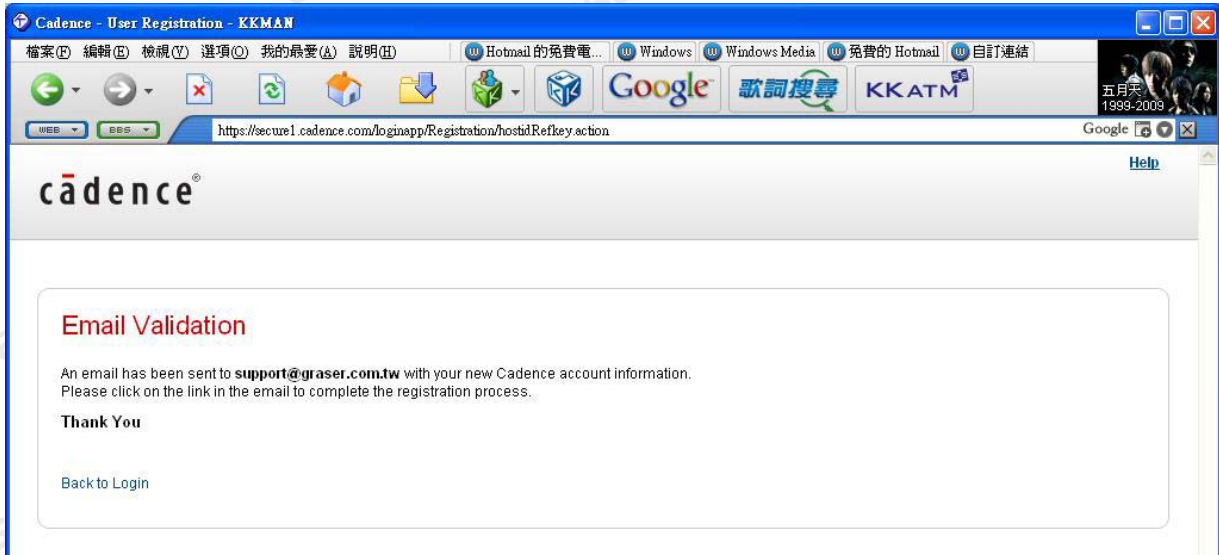
The screenshot shows the 'Registration for a New Cadence Account' page. The browser address bar shows 'https://secure1.cadence.com/loginapp/Registration/userregistration.action?request\_locale=en\_US'. The page content includes the Cadence logo, a 'Help' link, and a heading 'Registration for a New Cadence Account'. Below this is a 'Welcome to Cadence User Registration' section with a list of steps: 'Enter your email address.', 'Accept the Terms of Use.', 'Enter your Cadence License Server Host ID or the Reference Key provided by your software provider.', 'Create a password, and security question and answer.', and 'Provide your personal details and contact information.' The form fields are: 'Email' (support@graser.com.tw), 'Site Language' (English), and 'Terms of Use' (checked). There are 'ACCEPT & CONTINUE' and 'CANCEL' buttons at the bottom.

3. 請填入鎖 license 的 Host ID (9-xxxxxxx 或網卡卡號) 再按 **SUBMIT** 鍵送出

The screenshot shows the 'Cadence Online Support Information' page. The browser address bar shows 'https://secure1.cadence.com/loginapp/Registration/userreg.action'. The page content includes the Cadence logo, a 'Help' link, and a heading 'Cadence Online Support Information'. Below this is a text prompt: 'Enter your Cadence License Server Host ID. If a Reference Key has been provided by your software provider, you may use that instead.' There are two radio buttons: 'Host ID [What's this?]' (selected) and 'Reference Key'. The 'Host ID' field contains '9-123456789'. There are 'PREVIOUS', 'SUBMIT', and 'CANCEL' buttons at the bottom.



4. 系統會送一封 Email 到註冊的 email\_address，請利用其中密碼登入 Sourcelink，您可在 Sourcelink 中變更為熟悉的密碼，以便下次登入。



祝您 Sourcelink 使用愉快 !!!

**Graser®**

本版 Technic Note 版權為 映陽科技股份有限公司 所有，未經允許不得任意轉用。

©2011 Graser Technology Corporation. The Graser logo are trademarks of Graser Technology Corporation.